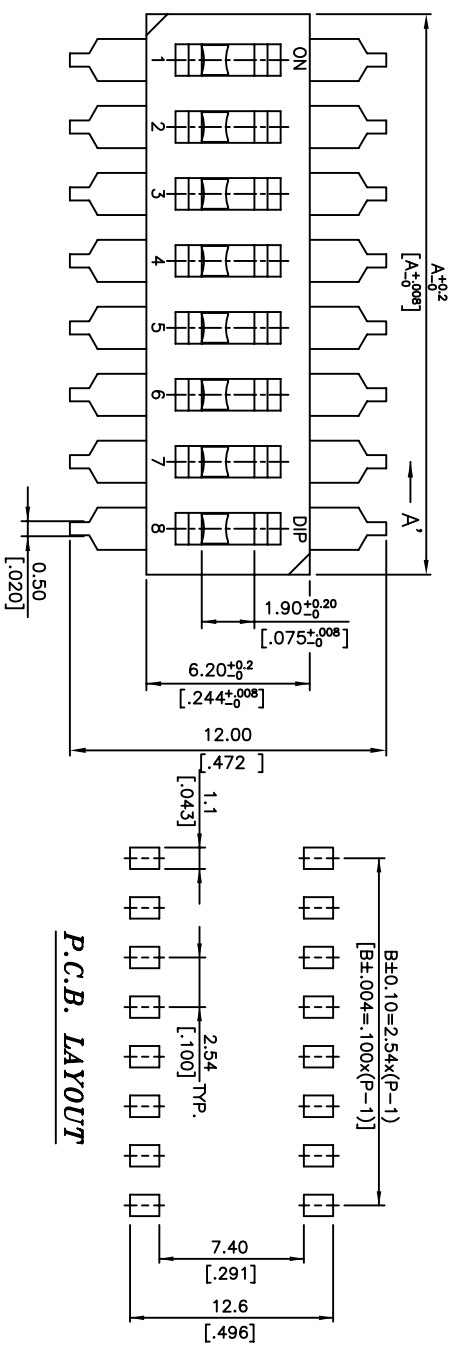
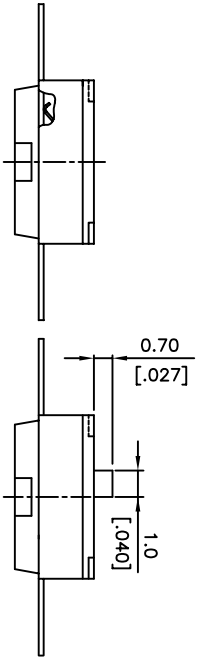
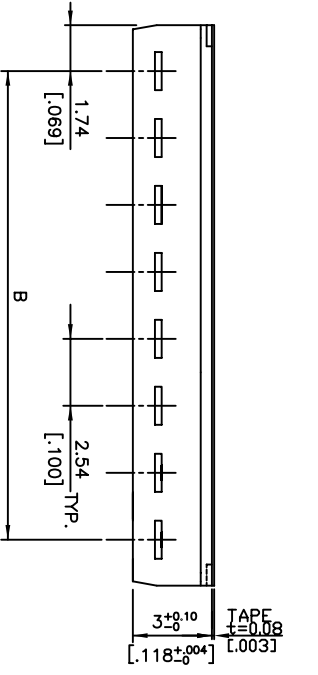


1 2 3 4 5 6 7 8 9 10

NOTE: 1. ALL DIMENSIONS ARE IN MILLIMETERS, BRACKETED DIMENSIONS ARE IN INCHES.
2. GENERAL TOLERANCES: 10mmmm OVER - ±0.20mmmm. 10mmmm BELOW - ±0.10mmmm.
3. MATERIAL: SEE PAGE 3 OF 3.



P.C.B. LAYOUT

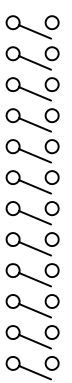


DLR SERIES

DL SERIES

DL - 12(A) (P) DLR-12(A) (P)	12	31.42[1.237]	27.94[1.100]
DL - 10(A) (P) DLR-10(A) (P)	10	26.34[1.037]	22.86[.900]
DL - 09(A) (P) DLR-09(A) (P)	9	23.80[.937]	20.32[.800]
DL - 08(A) (P) DLR-08(A) (P)	8	21.26[.837]	17.78[.700]
DL - 07(A) (P) DLR-07(A) (P)	7	18.72[.737]	15.24[.600]
DL - 06(A) (P) DLR-06(A) (P)	6	16.18[.637]	12.70[.500]
DL - 05(A) (P) DLR-05(A) (P)	5	13.64[.537]	10.16[.400]
DL - 04(A) (P) DLR-04(A) (P)	4	11.10[.437]	7.62[.300]
DL - 03(A) (P) DLR-03(A) (P)	3	8.56[.337]	5.08[.200]
DL - 02(A) (P) DLR-02(A) (P)	2	6.02[.237]	2.54[.100]

SCHEMATIC(TYP.)



(1,2,3,4,5,6,7,8,9,10,12,POS AVAIL)

ZONE/REV	DESCRIPTION	DATE	APPD.
A	DWG. REVL.		

APPD:	QTY:	JOYNet Enterprise Co., Ltd. <small>> Technology * Precision * Service</small>		PART NAME:
CHKD:	SCALE: 6 : 1			DIP SWITCH
DR:	REV: H	UNITS: mm	PART NO:	MAT'L:
DESIGN:			DL(R) - □	FINISH:
			DWG NO:	DL(R)