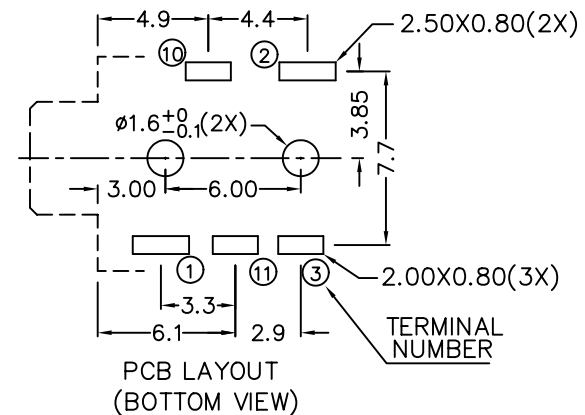
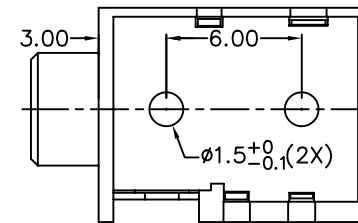
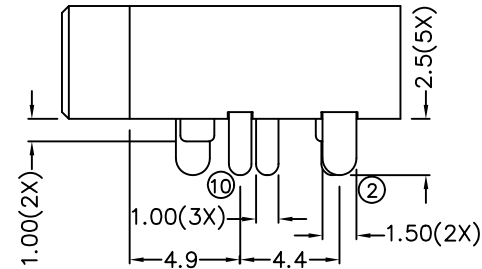
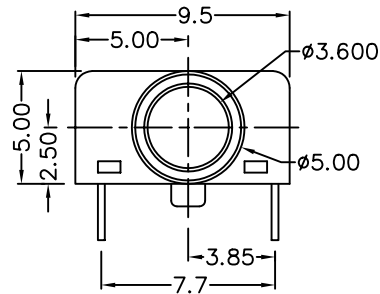
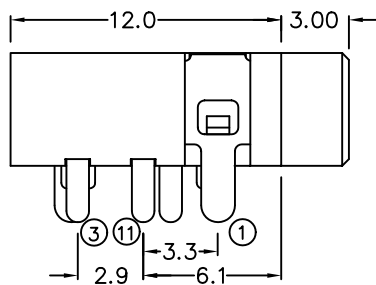


ZONE	SYMBOL	REVISION	APPROVAL	DATE
		DWG. NO. TO REVISE	S.T.CHU	7-10-2003



MODEL NO.	TSH-3675	TSH-3674A	TSH-3674B	TSH-3673	TSH-3673A
SCHEMATIC					

SPECIFICATIONS

- Insulation resistance of adjacent open terminals shall not be less than 50 Megohms when measured with 500 Volts resistance meter.
- Connector shall withstand 500 Volts (RMS) between adjacent open terminal for one minute.
- Contact resistance of normally closed terminals shall not exceed 0.03 ohms when measured at a current of one Ampere by Voltage drop method.
- Connector shall withstand 5,000 cycles of insertions and withdrawal with testing plug, contact resistance shall not exceed 0.1 ohm.

*MATERIAL

TERMINAL 1 : COPPER ALLOY
 TERMINAL 2 : COPPER ALLOY
 TERMINAL 3 : COPPER ALLOY
 TERMINAL 10 : BRASS
 TERMINAL 11 : BRASS
 HOUSING : PA66
 COVER : PA66

JOYNet Enterprise Co., Ltd.
 Technology • Profession • Service

DESIGN	J.X.KUANG	DATE	7-10-2003	SCALE	3:1
DRAWING	J.X.KUANG	DATE	7-10-2003	MATERIAL	*
CHECK		DATE		DWG. NO.	TZ\SH367-PA66
APPROVAL		DATE		SHEET	
PART NAME	3.5mm STEREO JACK	TOLERANCE UNLESS	0.0±0.2	UNIT:	mm
PART NO.	TSH-367	OTHERWISE SPECIFIED:	0.00±0.1 0.000±0.05		

F

E

D

C

B

A DCF-04/A