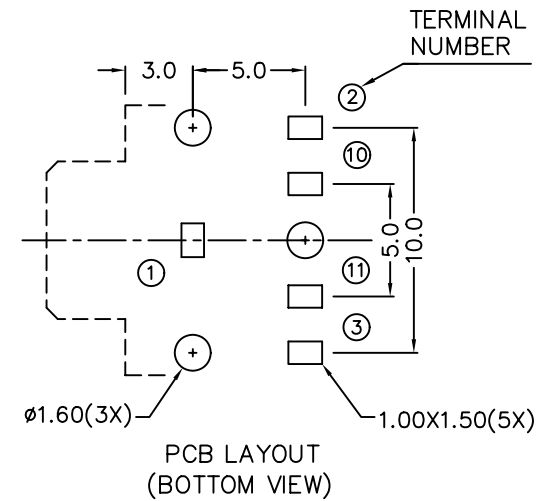
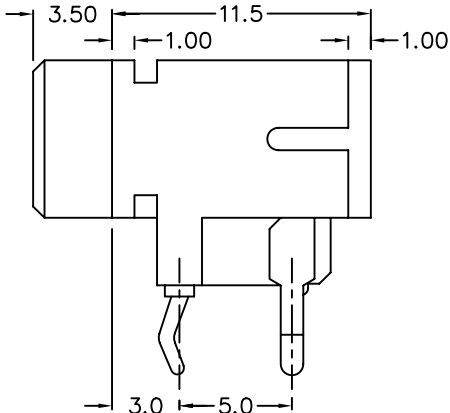
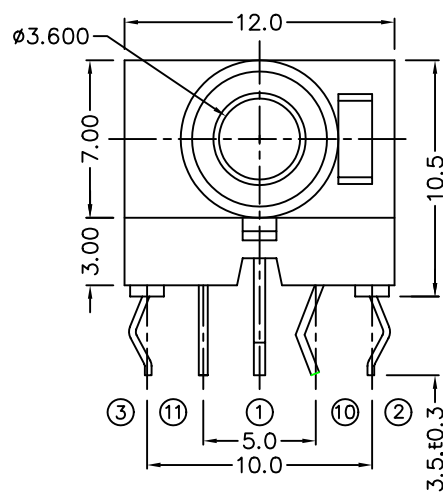


ZONE	SYMBOL	REVISION	APPROVAL	DATE
		DWG. NO. TO REVISE	S.T.CHU	6-10-2003



MODEL NO.	TSH-3565	TSH-3564A	TSH-3564B	TSH-3563	TSH-3563A	TSH-3562
SCHEMATIC						

**\* MATERIAL**  
 TERMINAL 1 : BRASS  
 TERMINAL 2 : COPPER ALLOY  
 TERMINAL 3 : COPPER ALLOY  
 TERMINAL 10 : BRASS  
 TERMINAL 11 : BRASS  
 HOUSING : PBT  
 COVER : PBT

**SPECIFICATIONS**

- 1 Insulation resistance of adjacent open terminals shall not be less than 50 Megohms when measured with 500 Volts resistance meter.
- 2 Connector shall withstand 500 Volts (RMS) between adjacent open terminal for one minute.
- 3 Contact resistance of normally closed terminals shall not exceed 0.03 ohms when measured at a current of one Ampere by Voltage drop method.
- 4 Connector shall withstand 5,000 cycles of insertions and withdrawal with testing plug , contact resistance shall not exceed 0.1 ohm.

				DESIGN	K.Y.AU-YEUNG	DATE	6-10-2003	SCALE	3:1
				DRAWING	K.Y.AU-YEUNG	DATE	6-10-2003	MATERIAL	*
PART NAME	3.5mm STEREO JACK	TOLERANCE UNLESS	0.0±0.2	UNIT:	CHECK	DATE	DWG. NO.	TZ\SH356-PBT	
PART NO.	TSH-356	OTHERWISE SPECIFIED:	0.00±0.1 0.000±0.05		APPROVAL	DATE	SHEET		