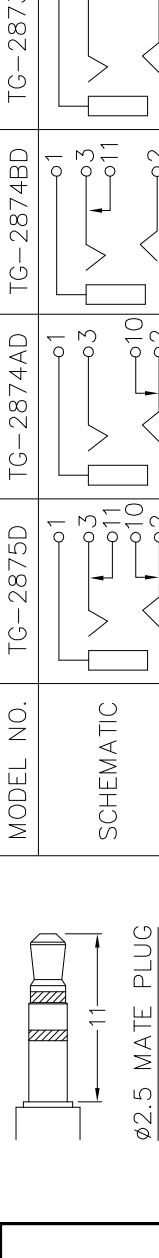
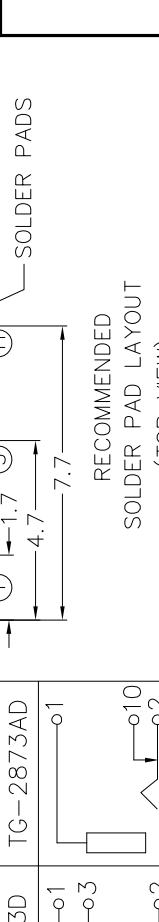
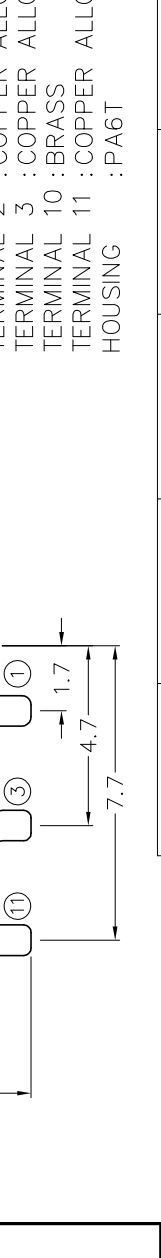
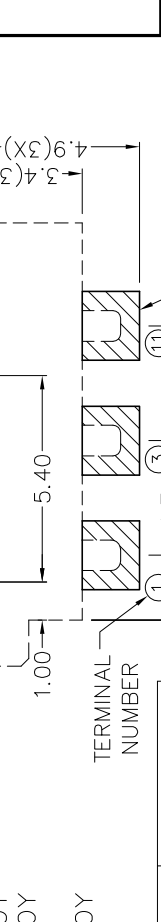
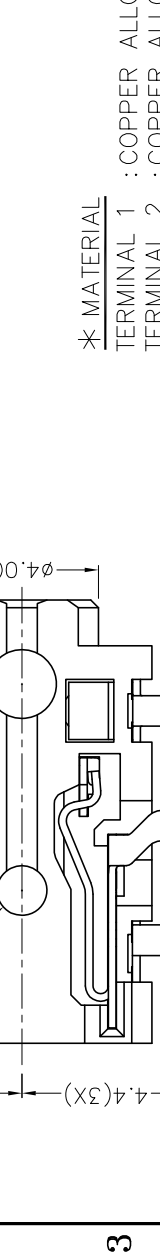
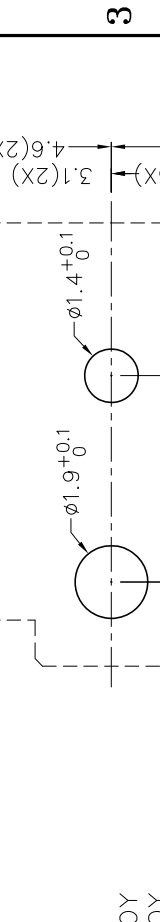
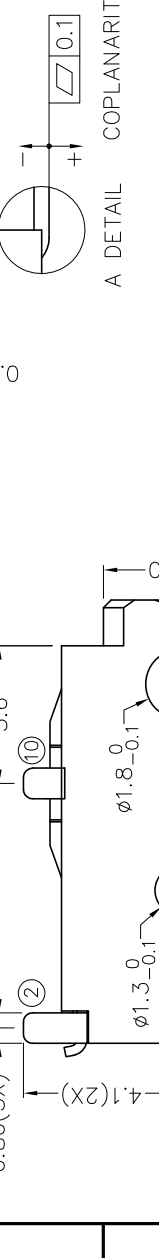
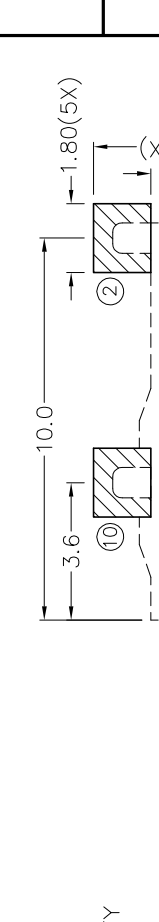
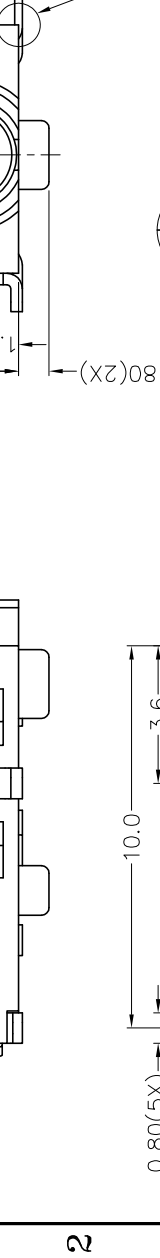
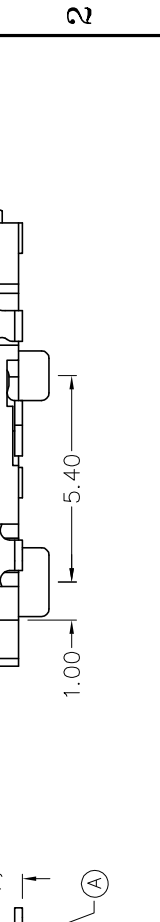
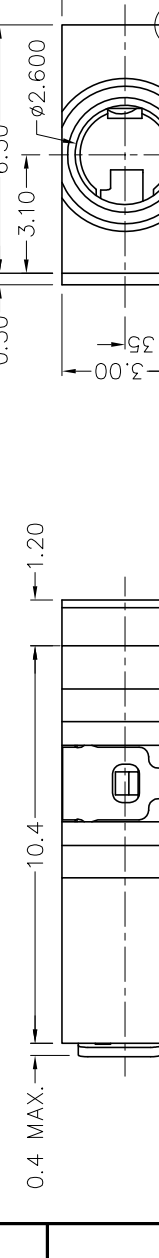
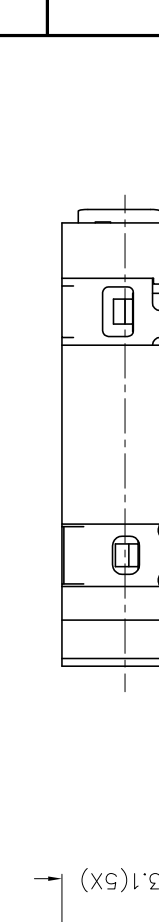


1		2		3		4	
ZONE		SYMBOL		REVISION		APPROVAL	
				DESIGN MODIFIED		J.X.KUANG	
						DATE	
						25-10-2010	

3		4	
DESIGN		SCALE	
DRAWING		MATERIAL	
CHECK		DWG. NO.	
APPROVAL		SHEET	

DATE		SCALE	
DATE		MATERIAL	
DATE		DWG. NO.	
DATE		SHEET	



MODEL NO.	TG-2875D	TG-2874AD	TG-2874BD	TG-2873D	TG-2873AD
SCHEMATIC					

TERMINAL NUMBER	1	2	3	10	11
RECOMMENDED SOLDER PAD LAYOUT (TOP VIEW)					

* MATERIAL
 TERMINAL 1 : COPPER ALLOY
 TERMINAL 2 : COPPER ALLOY
 TERMINAL 3 : COPPER ALLOY
 TERMINAL 10 : BRASS
 TERMINAL 11 : COPPER ALLOY
 HOUSING : PA6T

A DETAIL COPLANARITY

2.5 MATE PLUG

JOYNet Enterprise Co., Ltd.

PART NAME	2.5mm SMD STEREO JACK	TOLERANCE UNLESS	0.0±0.2	UNIT:	mm
PART NO.	TG-287D	OTHERWISE SPECIFIED:	0.00±0.1		