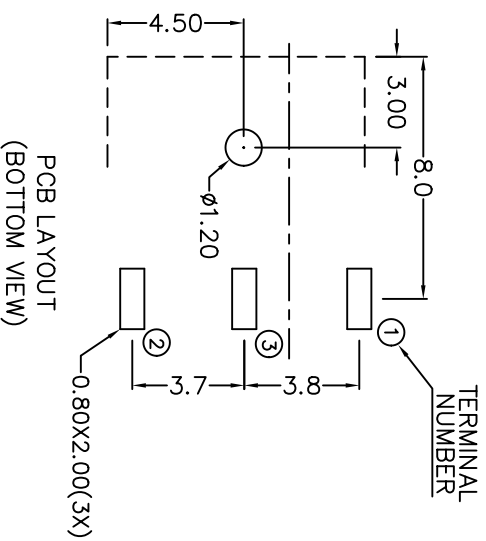
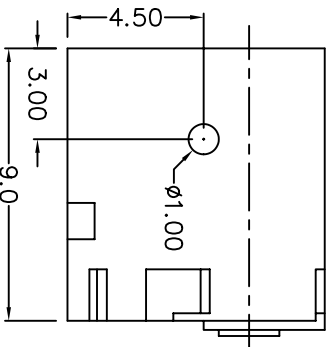
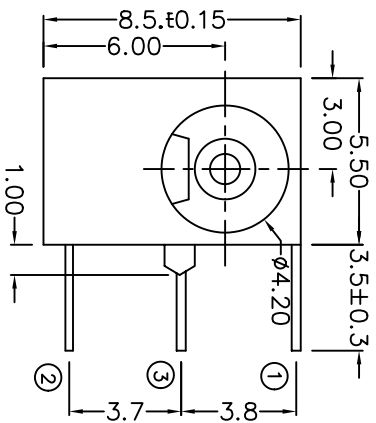


C		B		A	
ZONE	SYMBOL	REVISION	APPROVAL	DATE	
		DWG. NO. TO REVISE	S.T.CHU	9-10-2003	



MODEL NO.	TDC-011	TDC-011
SCHEMATIC		
CENTER PIN	φ1mm	φ1.3mm
PLUG O.D.	φ3.4mm/φ3.8mm	φ3.4mm/φ3.8mm

* MATERIAL
 CENTRE PIN : COPPER
 TERMINAL 1 : BRASS
 TERMINAL 2 : COPPER ALLOY
 TERMINAL 3 : BRASS
 HOUSING : PBT

SPECIFICATIONS

- 1 Insulation resistance of adjacent open terminals shall not be less than 50 Megohms when measured with 500 Volts resistance meter.
- 2 Connector shall withstand 500 Volts (RMS) between adjacent open terminal for one minute.
- 3 Contact resistance of normally closed terminals shall not exceed 0.03 ohms when measured at a current of one Ampere by Voltage drop method.
- 4 Connector shall withstand 5,000 cycles of insertions and withdrawal with testing plug, contact resistance shall not exceed 0.1 ohm.



PART NAME	DC POWER SOCKET	TOLERANCE UNLESS	0.0±0.2	UNIT:	mm	DESIGN	J.X.KUANG	DATE	9-10-2003	SCALE	4:1
PART NO.	TDC-011	OTHERWISE SPECIFIED:	0.00±0.1			DRAWING	J.X.KUANG	DATE	9-10-2003	MATERIAL	*
			0.000±0.05			CHECK		DATE		DWG. NO.	TZ\DC011-PBT
						APPROVAL		DATE		SHEET	

F E D C B A DCF-04/A